

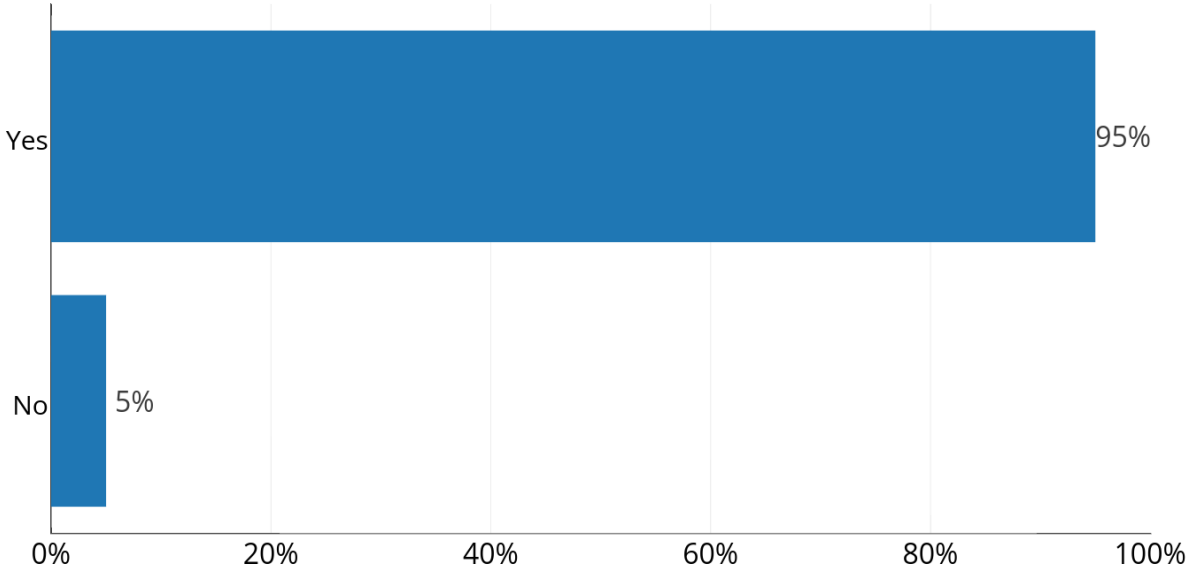


Carolyn Valli
BBWC Co-Lead
413-281-5051

In preparation for the MassMoves Commonwealth Conversations on regional transportation, Berkshire Bridges engaged residents and its partners to create and circulate a transportation survey. Questions were developed using information on the MassMoves web site and input from residents and key community leaders. Surveys were distributed online and in paper form. 96 responses were received and tabulated. The results are summarized in the attached document.

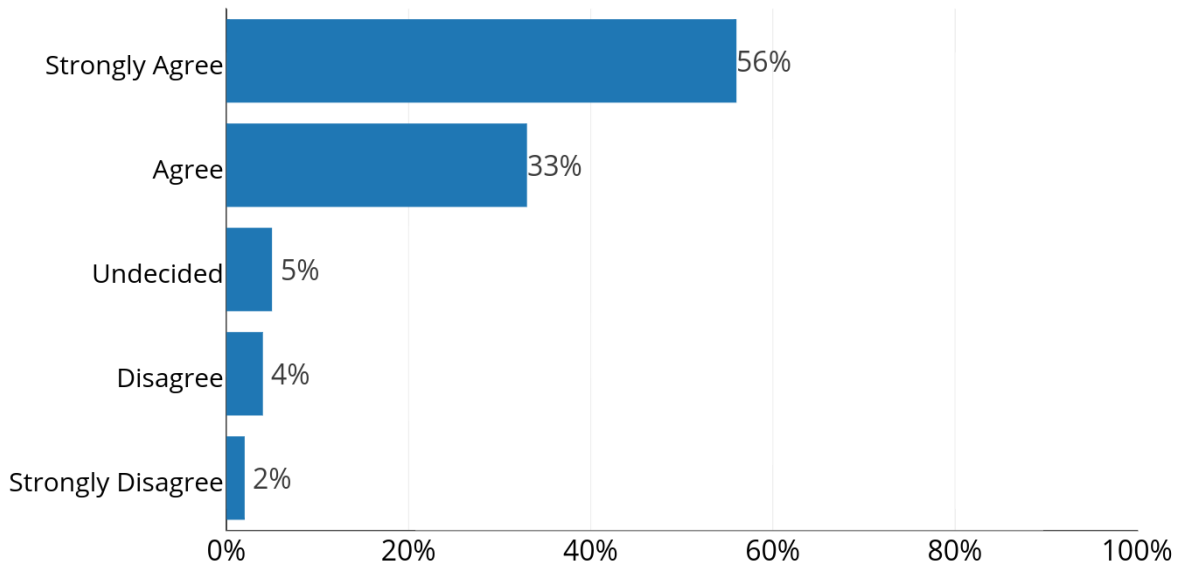
Should you have questions about this information, please contact Alisa Costa at acosta@berkshirehabitat.org or Christian Waters at bcwaters@berkshirehabitat.org.

Q1: Do you think that public transportation is a problem in Berkshire County? (n=93)



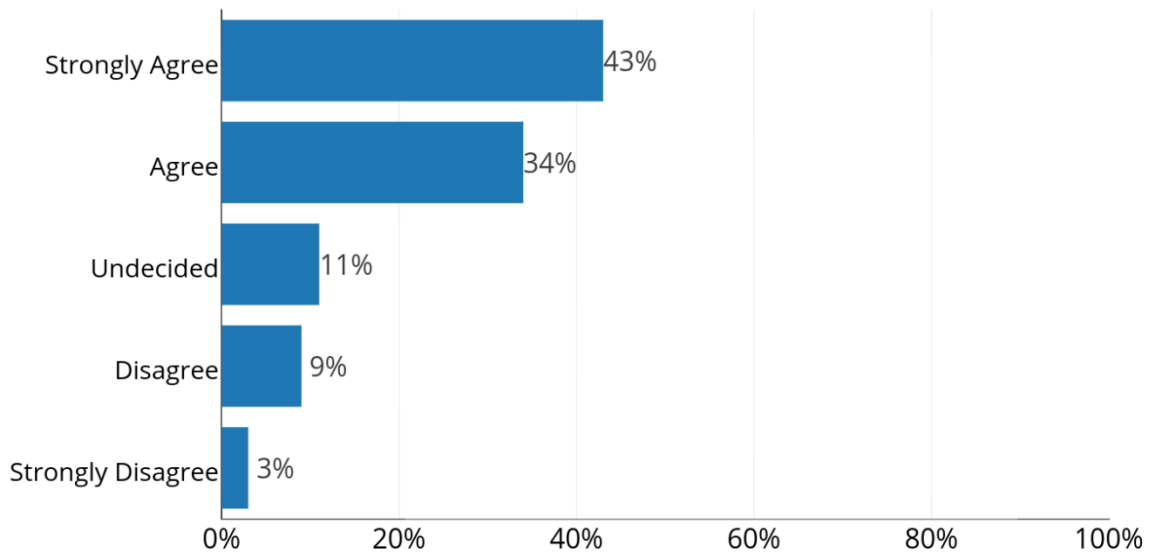
Yes	88 (95%)
No	5 (5%)

Q2: Lack of transportation options affects your or someone close to you's ability to be more engaged with the community (meet with family or friends, go shopping, participate in education and cultural events, engage in religious or social activities, etc.) (n=95)



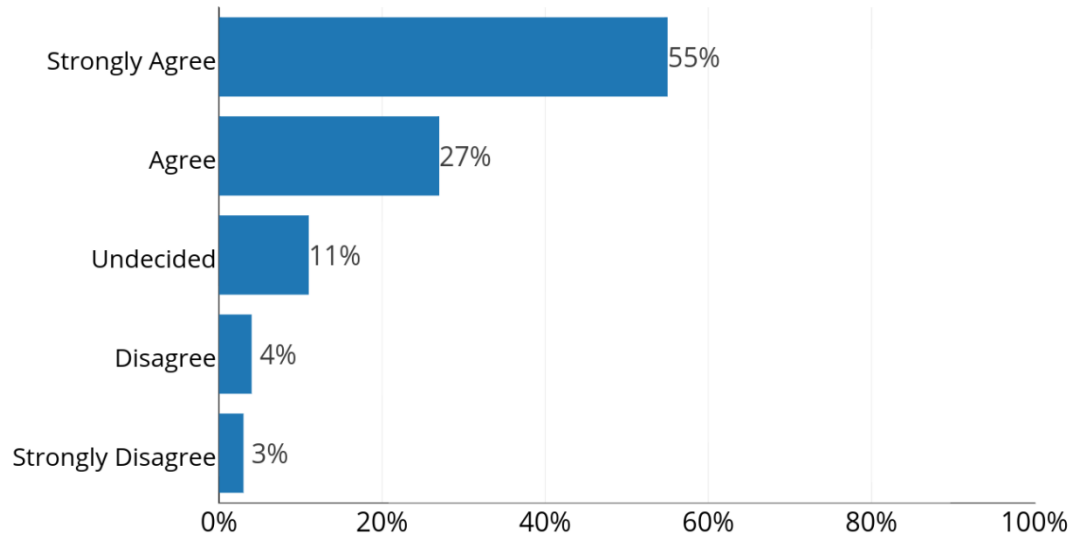
Strongly Agree	53 (56%)
Agree	31 (33%)
Undecided	5 (5%)
Disagree	4 (4%)
Strongly Disagree	2 (2%)

Q3: Lack of transportation options affects your or someone close to you's access to health care (such as medical appointments or treatment). (n=95)



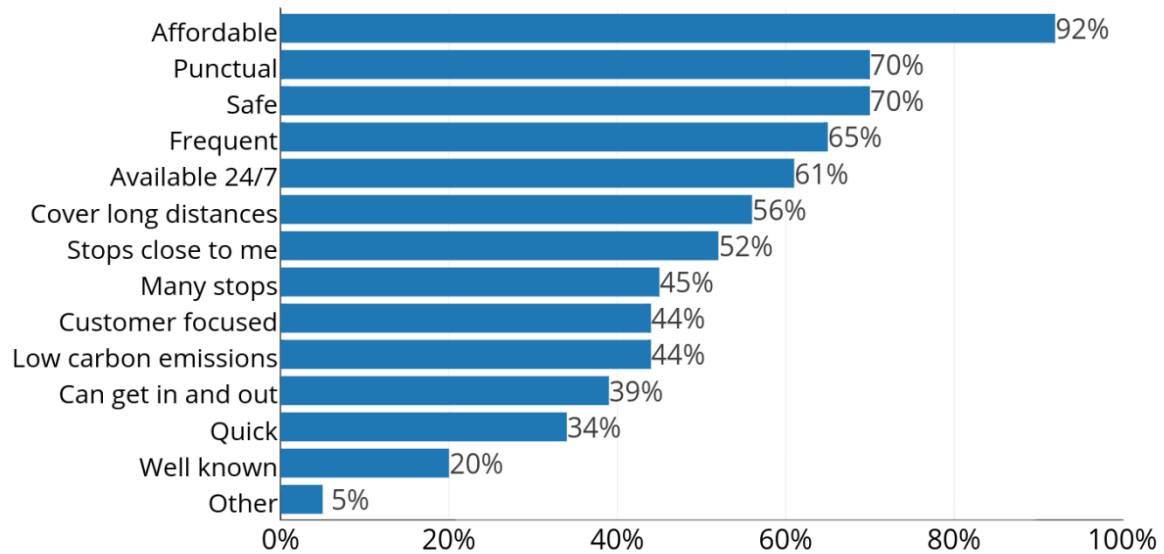
Strongly Agree	41 (43%)
Agree	32 (34%)
Undecided	10 (11%)
Disagree	9 (9%)
Strongly Disagree	3 (3%)

Q4: Lack of transportation options affects your or someone close to you's access to jobs, employment or job training. (n=94)



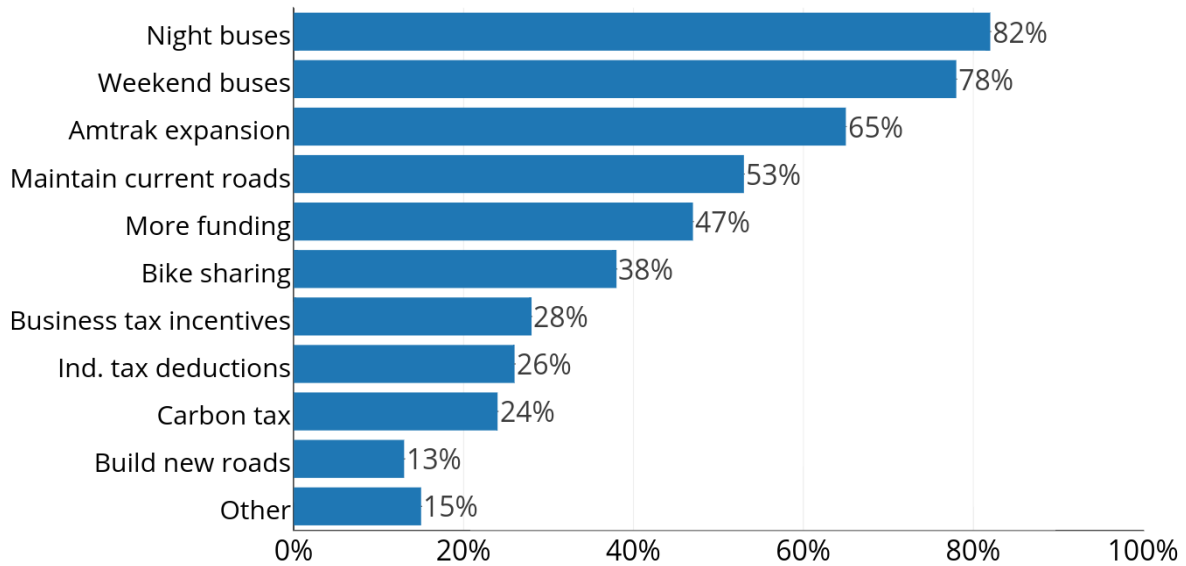
Strongly Agree	52 (55%)
Agree	25 (27%)
Undecided	10 (11%)
Disagree	4 (4%)
Strongly Disagree	3 (3%)

**Q5: What values should a 21st-century transportation system embody?
Check as many as you want. (n=96)**



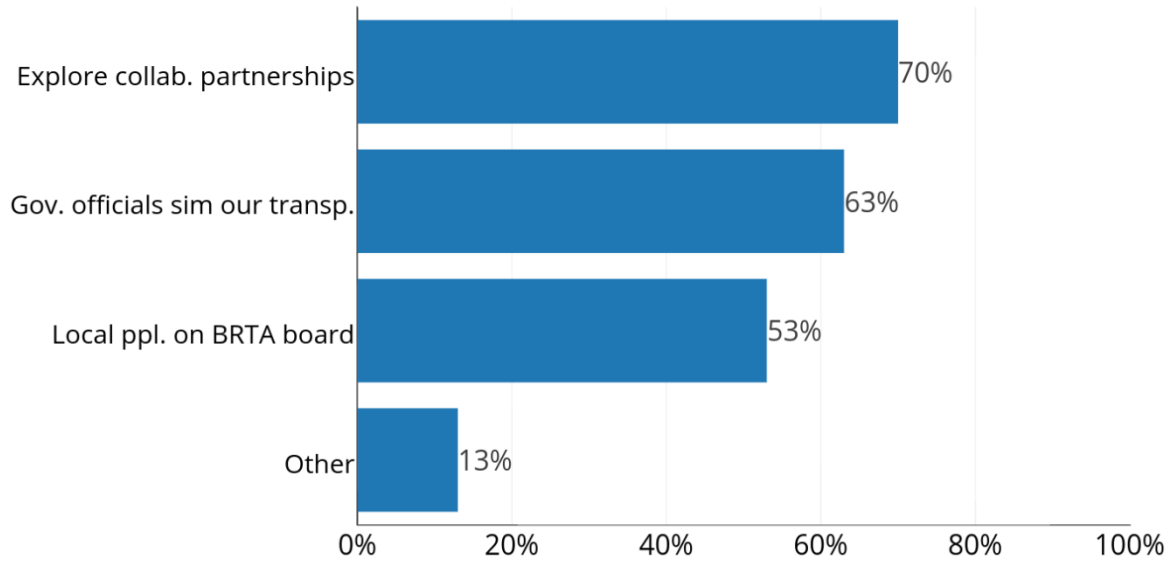
Affordable	88 (92%)
Punctual	67 (70%)
Safe	67 (70%)
Frequent	62 (65%)
Available 24/7	59 (61%)
Cover long distances	54 (56%)
Stops close to me	50 (52%)
Many stops	43 (45%)
Customer focused	42 (44%)
Low carbon emissions	42 (44%)
Can get in and out	37 (39%)
Quick	33 (34%)
Well known	19 (20%)
Other	5 (5%)

**Q6: What approaches do you think are most important to get Massachusetts on the pathway to a 21st-century transportation system?
Check as many as you want. (n=96)**



Night buses	79 (82%)
Weekend buses	75 (78%)
Amtrak expansion	62 (65%)
Maintain current roads	51 (53%)
More funding	45 (47%)
Bike sharing	36 (38%)
Business tax incentives	27 (28%)
Individual transportation tax deductions	25 (26%)
Carbon tax	23 (24%)
Build new roads	12 (13%)
Other	15 (16%)

Q7: What lead actions should be taken in your region to start on that pathway? (n=96)



Explore collaborative partnerships	67 (70%)
Berkshire County transportation simulation by government officials	60 (63%)
Add stakeholders from Berkshire County to BRTA board	51 (53%)
Other	12 (13%)